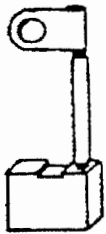
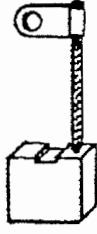


Inhaltsverzeichnis - Summary - Sommaire

Daihatsu	FD	1
Hino	FH	2
Honda	FK	3
Isuzu	FI	4
Mazda	FM	5 - 6
Mitsubishi	FJ	7 - 8
Nissan - Datsun	FN	9 - 12
Suzuki	FS	13
Toyota	FT	14 - 16
Other		17 - 18



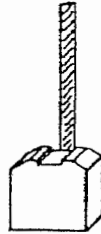
FD 105



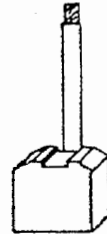
FD 106



FD 115



FD 156
FD 147



FD 154
FD 155



FD 146



FD 311

DAIHATSU

Starter

Alternator

FD 105-106

2 - FD 105	2108-2305	6 x 16 x 14
2 - FD 106	2108-2306	6 x 16 x 14

FD 115

4 - FD 115		8 x 20 x 22
------------	--	-------------

FD 117	2114-8312	FN 124
FD 118	2114-8313	FN125

FD 124	28142-87202-000	FD 146
FD125	28148-87202-000	FD147

**FD 146
FD 147**

1 - FD 146	028531-0371	6 x 13 x 14
1 - FD 147		

FD 154

4 - FD 154	28140-34030	7 x 16 x 14
------------	-------------	-------------

FD 155

4 - FD 155	28140-26070	7 x 16 x 15
------------	-------------	-------------

FD 156

4 - FD 156	28140-77090	8 x 25 x 21
------------	-------------	-------------

FD 311

2 - FD 311	27371-31011	5 x 8 x 18
------------	-------------	------------

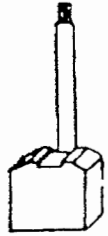
FD 301	21660-0040	FT 301
FD 302	21660-0050	FT 302

FD 305	21660-0130	FT 305
---------------	------------	--------

FD 306	L119N-1361	FN 302
---------------	------------	--------

FD 316		FK 315
---------------	--	--------



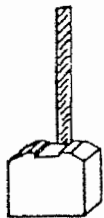


FH 123

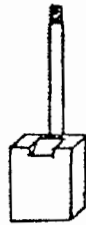


FH 115

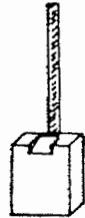
HINO		Starter		Alternator	
FH 123		FT 128		FH 115	
4 - FH 123	2814A-77090	8 x 25 x 21		2 - FH 115	27371-1040
					6 x 16 x 19



FK 109
FK 115



FK 118



FK 119



DS 107



FK 303



FK 315

HONDA

Starter

Alternator

FK 109

4 - FK 109 31208-657-004 7 x 16 x 15

FK 115

4 - FK 115 31208-657-671 7 x 16 x 15

FK 118-119

2 - FK 118 31215-634-0050 7 x 11 x 16
2 - FK 119 31216-634-0050 7 x 11 x 16

DS 107

4 - DS 107 31105-551-004 7 x 11 x 16

FK 107

31208-300 FT 124

FK 116

31211-611-004 FD 146

FK 117

31215-611-004 FD 147

FK 126

31215-890-8010 FD 146
FD 147

FK 303

2 - FK 303 31144-516-004 5 x 8 x 18

FK 315

2 - FK 315 3114 4PDI004 5 x 7 x 15/14

Also

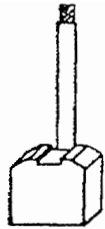
FT 316
FD 316
FJ 350

FS 309
FM 320
FI 393
FF 321

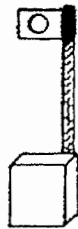


MEGA

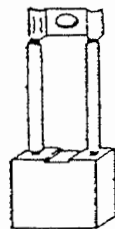
Schmidhammer
Elektrotechnik GmbH



FI 027



FI 146



FI 105



JHTSX 4



FI 355
FI 356
FI 357
FI 353-354



FI 364

ISUZU

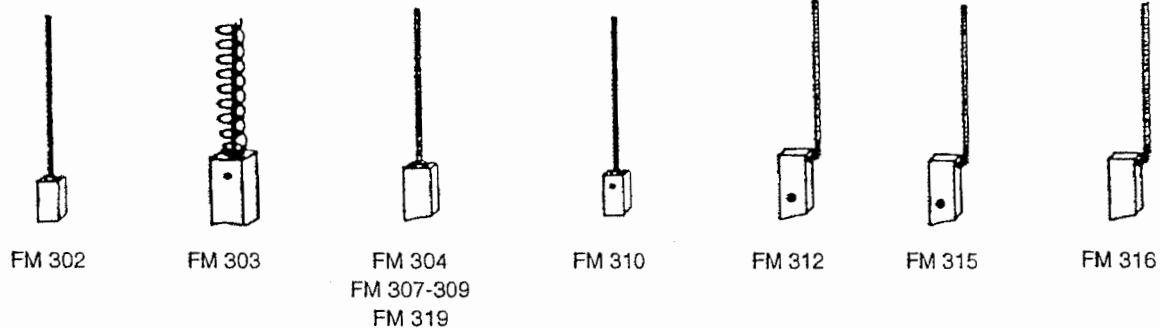
Starter

Alternator

FI 027		
4 - FI 027	1811190040 1811190010	8 x 25 x 21
FI 030	028510-0500	FT 128
FI 104	8211-1621	FN 138
FI 112	8211-1634	FN 139
FI 105		
4 - FI 105	8221-1623	9 x 20 x 25
FI 109	8211-1631	FN 107
FI 110	8211-1632	FN 108
FI 116	8211-1644	FN 122
FI 117	8211-1645	FN 123
FI 118	8211-1646	FN 138
FI 119	8211-1647	FN 139
FI 125	8211-1649	FT 102
FI 146		
4 - FI 146	1811160060	9 x 20 x 23
	FORWARD MICRO BUS SBR, JBR, RY31 32. BUS CCM BUS TRUCK BA, BS, SER TX SBR	
JHTSX4		24 V
4 - JHTSX4	1811160270 1811160280	10 x 30 x 20

FI 308	8221-1697	FN 305
FI 309	8221-1698	
FI 314	8221-2124	FT 305
FI 315	8221-2104	FN 302
FI 317	8221-2105	FM 302
FI 353-354		
1 - FI 353	5812150120	5 x 7 x 16
1 - FI 354	5812150130 ELF 150 KAD ELF 250 TLD ELF 350 KSD	
FI 355-356		
FI 355	581250220	5 x 7 x 21,5/20
FI 356	581250230	5 x 7 x 21,5/20
FI 357		FI 391
2 - FI 357	8942239660	5 x 7 x 21,5
FI 364		
2 - FI 364	5812150180	5 x 8 x 28/27
FI 393		FK 315





MAZDA

Alternator

Alternator

FM 302

2 - FM 302 208-24-552 6 x 7 x 15,5/14

FM 303

2 - FM 303 7 x 6 x 14,5

FM 304

2 - FM 304 0706-24-556 6 x 7 x 18/17

FM 307-309

1 - FM 307 0326-24-556 6 x 7 x 18/17
 1 - FM 309 0866-24-541 6 x 7 x 18/17

FM 310

2 - FM 310 6 x 7 x 14

FM 312

2 - FM 312 1011-24-541 6 x 7 x 20

FM 315

2 - FM 315 8173-24-522 6 x 7 x 19,5/18

FM 316

2 - FM 316 8599-24-552 6 x 7 x 23

FM 318

FI 364

FM 319

2 - FM 319 FE65-24522 5 x 8 x 18/17

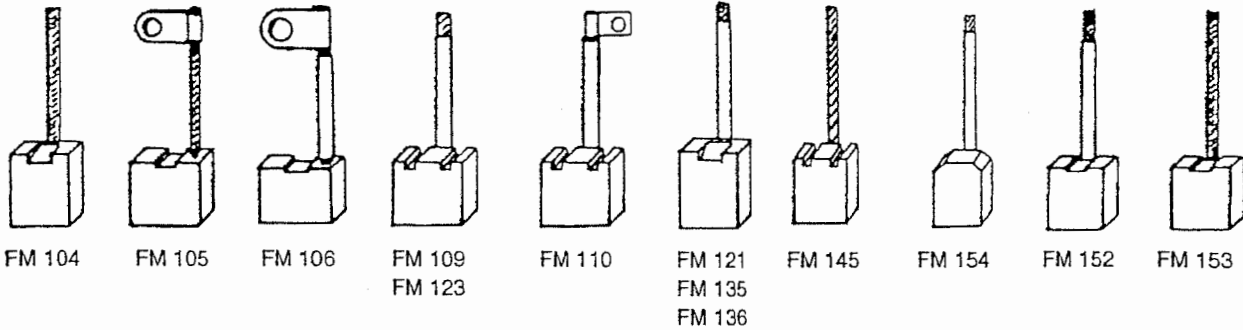
FM 320

FK 315

FN 349



MEGA
 Schmidhammer
 Elektroohle GmbH



MAZDA

Starter

Starter

FM 104

4 - FM 104 0191-23-756 7 x 16 x 19

FM 105-106

2 - FM 105 0136-18-680 7 x 15 x 14
 2 - FM 106 0136-18-690 7 x 15 x 14

FM 109

4 - FM 109 0603-23-643 6,8 x 16,5 x 14,5

FM 110

4 - FM 110 0164-23-643 7,5 x 16,5 x 14,5

FM 121

4 - FM 121 0222-24-753 7 x 12 x 19

FM 123-145

2 - FM 123 0839-24-723 6,5 x 19 x 19
 2 - FM 145 0839-24-723 6,5 x 19 x 19

FM 135-136

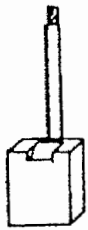
2 - FM 135 0222-24-753 7 x 12 x 17
 2 - FM 136 0426-24-753 7 x 12 x 17

FM 152-153

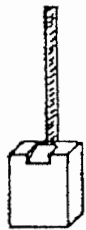
2 - FM 152 E301-24753 7 x 10 x 17
 2 - FM 153 E501-24753 7 x 10 x 17

FM 154

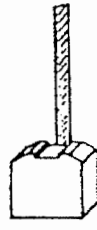
4 - FM 154 1456-24-723 8 x 20 x 17
 BONGO 2200



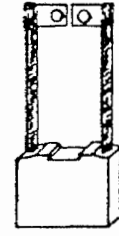
FJ 113



FJ 131

FJ 151
FJ 178FJ 152
FJ 192
FJ 168FJ 152 is
FJ 192 is
FJ 169

FJ 174



FJ 181

mitsubishi**Starter****Starter**

FJ 113	MD 604067	FM 121
FJ 119	E48812780M	FM 121
FJ 126	MD602069	FM 121
FJ 130-131		
2 - FJ 130		9 x 19,5 x 22,22
2 - FJ 131		9 x 19,5 x 22,22
FJ 151-178		
2 - FJ 151	MD602470	7 x 12 x 17
2 - FJ 178	MD607389	7 x 12 x 17
FJ 152		
1 - FJ 152	MD604222	6 x 13 x 14
1 - FJ 152is.		
FJ 168-169		
2 - FJ 168	ME700226	8 x 25 x 20
2 - FJ 169	ME700218	8 x 25 x 20
	FUSO HEAVY TRUCK MM504H, MM104H FUSO HEAVY TRUCK T654, T656, FK103, FK 115, FM. FUSO MID BUS MK103H, MK115H, MM 104, MM 504, FUSO HEAVY BUS MM 504H, MM 104H LIGHT BUS ROSA B 11X. FORK LIFT FD50. FORK LIFT FD 60L MITSUBISHI INDUSTRIAL USE F.I.N.	

FJ 174		
4 - FJ 174	ME700060	9 x 30 x 23
	FUSO HEAVY TRUCK FP 102-103-112-113 204-214, FV 113, FT 113, FU 113, FU 119 T911-921-931-932-951-952. FUSO DUMP TRUCK D 320, D 200 FUSO TRUCK CRANE K352-351-302- 201-252-400. HIGH WAY BUS B906R. HIGH WAY BUS MS512N, MS513R, MS504Q, B806. FUSO HEAVY TRUCK K-FT313, K-FT315, K-FV313, HIGH WAY BUS B906R, B806N, MS504Q.	
FJ 181		
4 - FJ 181	MD604256	9 x 30 x 25
	WHEEL ROADER910, TRACTOR SHOVEL 931 BULLDOZER D3	
FJ 192		
2 - FJ 192	ME700140	6,8 x 18 x 18
2 - FJ 192is.		
	S4E, 4DQ 50W CANTER HEAVY TRUCK	
FJ 195	28510-0500	FT 128



MEGA
Schmidhammer
Elektrokohle GmbH




FJ 309
FJ 323



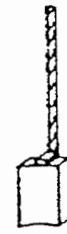
FJ 311
FJ 312
FJ 346



FJ 324



FJ 343



FJ 350

MITSUBISHI

Alternator

FJ 309

2 - FJ 309

6 x 7 x 19/18

FJ 350

FK 315

FJ 311

2 - FJ 311

MD602226

6 x 7 x 18/17

FJ 312

2 - FJ 312

MD602019

6 x 7 x 20

FJ 323

2 - FJ 323

MD604018
MD611035
MD611566

5 x 8 x 18

FJ 324

2 - FJ 324

MD602783

6 x 7 x 19,5/18

FJ 343

2 - FJ 343

MM502377

6 x 7 x 23

FJ 346

2 - FJ 346

021660-0311

5 x 8 x 28

FJ 350

2 - FJ 350

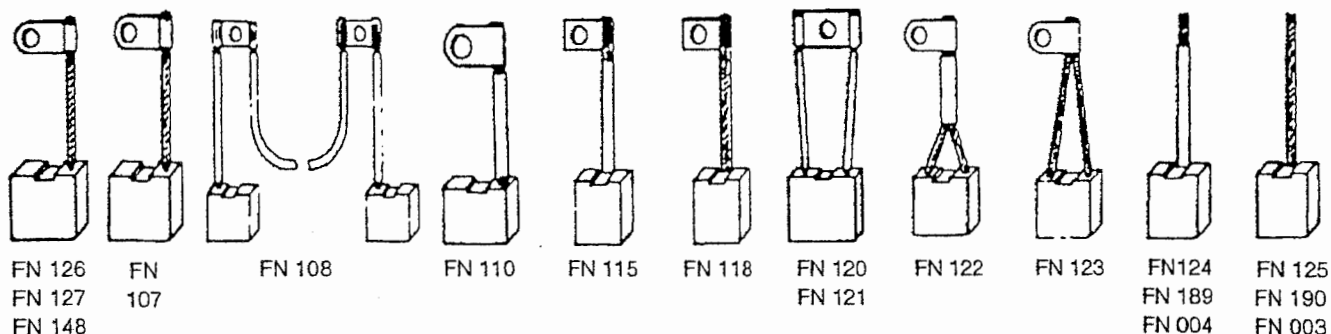
021660-0390

5 x 7 x 15/14



MEGA

Schmidthammer
Elektrokohle GmbH



NISSAN - DATSUN

Starter

Starter

FN 003-004

2 - FN 003		8 x 19 x 18
2 - FN 004		8 x 19 x 18

FN 030

2 - FN 030i	23378-W3410	6,8 x 18 x 18
2 - FN 030		6,8 x 18 x 18

FN 031

FN 30

FN 107-108

2 - FN 107	23379-09900	6 x 16 x 14
2 - FN 108	23380-09900	6 x 16 x 14

FN 107-110

2 - FN 107	23379-09900	6 x 16 x 14
2 - FN 110	23380-10600	6 x 16 x 14

FN 118-115

2 - FN 118	23380-37502	8 x 14,5 x 22
2 - FN 115	23380-37500	8 x 14,5 x 22

FN 120

4 - FN 120	23331-90001	9 x 20 x 25,5
------------	-------------	---------------

FN 121

4 - FN 121	23331-90000	9 x 25 x 25
------------	-------------	-------------

FN 122-123

1 - FN 122	23380-19900	6,8 x 16 x 16,5
1 - FN 123	23379-19900	6,8 x 16 x 16,5

FN 124 - 125

2 - FN 124	23380-21000	7 x 11 x 19
2 - FN 125	23379-21000	7 x 11 x 19

FN 126

4 - FN 126	23380-21010	6,8 x 16,5 x 14,5
------------	-------------	-------------------

FN 127

4 - FN 127	23380-10611	6,8 x 16,5 x 14,5
------------	-------------	-------------------

FN 130-131

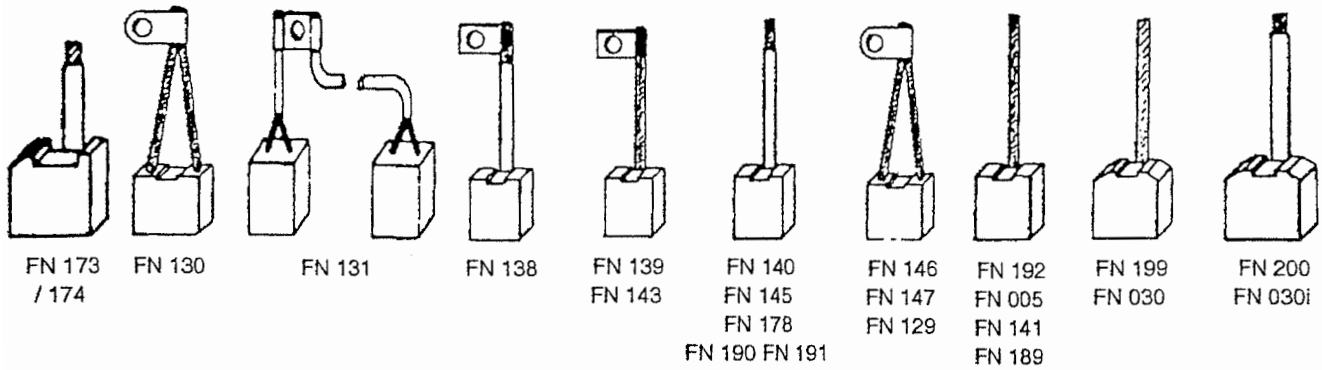
2 - FN 130		7 x 16,5 x 16
1 - FN 131		7 x 16,5 x 16

FN 138-139

2 - FN 138	23380-37503	8 x 14,5 x 22
2 - FN 139	23379-37503	8 x 14,5 x 22

FN 139-143

2 - FN 139	23379-37503	8 x 14,5 x 22
2 - FN 143	23380-37503	8 x 14,5 x 22



NISSAN - DATSUN

Starter

Starter

FN 140-005

2 - FN 140 23380-M0100
1 - FN 005 23379-M0101

FN 140-141

7 x 11 x 16
7 x 11 x 16

FN 191-192

2 - FN 191 23331-Z9000 9 x 19,5 x 19,5
2 - FN 192 23331-Z9001 9 x 19,5 x 19,5

TRUCKS, BUS, FORKLIFTS

FN 145-178

2 - FN 145 23380-E3010 7 x 12 x 17
2 - FN 178 23380-U0110 7 x 12 x 17

FN 199-200

2 - FN 199 23380-J5500 8 x 25 x 17
2 - FN 200 23379-J5500 8 x 25 x 17

FN 146-147-129

2 - FN 146 23380-18010 6,8 x 16,5 x 16
1 - FN 147 23379-18010 6,8 x 16,5 x 16
1 - FN 129 23379-10610 6,8 x 16,5 x 16

FN 148

4 - FN 148 23380-A0210 6,8 x 19 x 17,3

FN 173-174

2 - FN 173 23380-W2500 7 x 19 x 16
2 - FN 174 23379-W2500 7 x 19 x 16

FN 175-176

FN 173-174

FN 189-190

2 - FN 189 23380-M4900 7 x 14 x 16
2 - FN 190 23379-M4900 7 x 14 x 16



FN 302

FN 303, FN 304
FN 305, FN 306
FN 307, FN 309
FN 310, FN 312, FN 320FN 311, FN 313
FN 314, FN 318
FN 315, FN 316FN 322, FN 323
FN 330, FN 342
FN 344, FN 346
FN 347, FN 348FN 343
FN 349**NISSAN - DATSUN****Alternator****Alternator****FN 302**

2 - FN 302 23135-14800 6 x 8 x 19

FN 303-3041 - FN 303 23135-16500 6 x 7 x 16/14
1 - FN 304 23135-16501 6 x 7 x 16/14**FN 305**

2 - FN 305 23135-612000 6 x 7 x 16,5/14,5

BLUEBIRD 410, DP410, P410
TRK, TC81, UD3, 4, 5, 6, ND60 1G, PD6, PTC
RD8, RD10, 5TWDC, TC NN6,4R, 5R, 6R,
UG681, 8TC, T80, VG681
DIESEL BUS, DUMP TRK, RA50, U(A)30,U(A)20,
CD50V, CD50KD
CABSTER A320, 321
BLUEBIRD 510, V510, P510-DTK, W510, P510
SUNNY B10
POWER UNIT H20
LAUREL C30
TRK 520
FORKLIFT H20-PU
BUS BXD, BA, BR, BU
TRK, DH100, DA120, DA220, TWD, TSD, TXD,
TD, TP**FN 306-307**1 - FN 306 23135-90010 6 x 7 x 16,5/14,5
1 - FN 307 23135-90011 6 x 7 x 16,5/14,5**FN 308-310****FN 306-307****FN 309-310**1 - FN 309 23135-21000 6 x 7 x 16,5/14,5
1 - FN 310 23135-21001 6 x 7 x 16,5/14,5**FN 311**

2 - FN 311 23135-73010 7 x 6 x 14,5

FN 3122 - FN 312 23135-14610 6 x 7 x 14,5
23135-H0110/21010**FN 313-314**1 - FN 313 23135-H0300 5 x 7 x 16,5/15,5
1 - FN 314 23135-H0301 5 x 7 x 16,5/15,5**FN 315-316**1 - FN 315 23135-65000 6 x 7 x 16/14
1 - FN 316 23135-65001**FN 318**

2 - FN 318 23135-A5510 6 x 7 x 18/17

FN 320

2 - FN 320 23135-H0110 6 x 7 x 14,5/13,5

FN 322-3231 - FN 322 23135-E3200 5 x 7 x 17,5/15,5
1 - FN 323 23135-E3201 5 x 7 x 17,5/15,5**FN 330**

2 - FN 330 23133-U0101 5 x 7 x 16,5

FN 342

2 - FN 342 23135-99008 5 x 7 x 16,5



FN 352

FN 353, FN 354
FN 377, FN 379
FN 380

FN 350

FN 356, FN 357
FN 359, FN 361
FN 373**NISSAN - DATSUN****Alternator****Alternator****FN 343**

2 - FN 343 23135-P4510 6 x 7 x 20

FN 344

2 - FN 344 23133-N3300 5 x 7 x 16,5

FN 346

2 - FN 346 23112-B9800 5 x 7 x 16,5

FN 347-3481 - FN 347 23135-Z9002 5 x 7 x 21,5
1 - FN 348 23134-Z9000 5 x 7 x 21,5**FN 349**

2 - FN 349 23135-J5500 6 x 7 x 23

FN 352

2 - FN 352 23135-W7110 6 x 7 x 20

FN 353-3541 - FN 353 23135-61501 5 x 7 x 21,5
1 - FN 354 23134-61501 5 x 7 x 21,5**FN 355**

2 - FN 355 23142-Q4601 6 x 7 x 16,5

FN 356

2 - FN 356 23135-99010 5 x 7 x 21,5

FN 357

2 - FN 357 23133-U0705 5 x 7 x 16,5

FN 359

2 - FN 359 23135-U0104 5 x 7 x 16,5

FN 361

2 - FN 361 23133-C6500 5 x 7 x 16,5

FN 373

2 - FN 373 23142-W1700 5 x 7 x 21,5

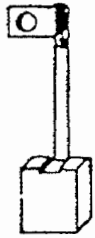
FN 36023134-Z7000 **FN 342****FN 366**L240-13251 **FN 347****FN 367**L240-13261 **FN 348****FN 377**

2 - FN 377 23142-06800 5 x 7 x 17

FN 3792 - FN 379 L135-6326 5 x 7 x 17
MARCH 1000**FN 380**

2 - FN 380 23142-20W00 5 x 7 x 17

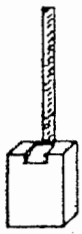
**MEGA**
Schmidthammer
Elektrokohle GmbH



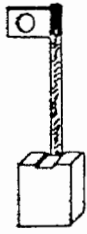
DS 108

SUZUKI		Starter
---------------	--	----------------

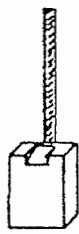
FS 104	31131-65011	FD 146
FS 105	31131-65011	FD 147
FS 106	31131-65010	FD 146 FD 147
FS 107	028531-0320	FD 146
FS 108	028531-0330	FD 147
FS 309		FK 315
DS 108		
4 - DS 108	31631-58012	5 x 10 x 24
	L50 x 60	



FT 102
FT 104
FT 114



FT 103
FT 105



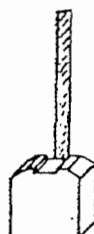
FT 110
FT 116



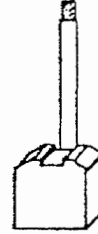
FT 118
FT 112
FT 134



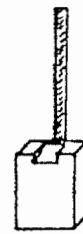
FT 119
FT 112
FT 135



FT 124
FT 127
FT 129



FT 128 is



FT 130

TOYOTA

Starter

Starter

FT 102

4 - FT 102 28142-10011 7 x 12 x 19

FT 103

4 - FT 103 28142-20010 7 x 12 x 22

FT 104

4 - FT 104 28142-21010 7 x 12 x 19

FT 105

4 - FT 105 28142-30010 7 x 16 x 22

FT 110

4 - FT 110 28142-77030 7 x 16 x 19

FT 112

2 - FT 112i 8 x 20 x 22
2 - FT 112 8 x 20 x 22

FT 114

4 - FT 114 28142-25011 7 x 12 x 16

FT 116

4 - FT 116 28142-25020 7 x 12 x 16

FT 117

FT 102

FT 118-119

2 - FT 118 28142-46013 8 x 20 x 22
2 - FT 119 28142-46013 8 x 20 x 22

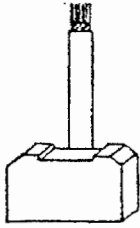
FT 124

4 - FT 124 28142-45020 7 x 16 x 15/13,5

CORONA RT104L
CENTURY A-VG21, C-VG30, E-VG31
(COLD AREA)
CROWN, ERS110, 105, CR-S100
CORONA E-RT131 (COLD AREA)
CORONA C-RT123
CARINA A-RA14, C-RA31
CORONA E-RT130 (COLD AREA)
COROLLA SPRINTER B-TE52-62
TOWN ACE C-TR11G, COROLLA SPRINTER
E-TE46, 56
LIFT 60/62-(4), FG 10-20-30-40, 40/42-3-4, FG10,
14, 15, 18-20-25, 3FG-25 (OPTION)
LIFT 3FG33, 35, FGE35, 40
INDUSTRIAL CAR 60/62-4 FG10-15; 60/62-(3),
FG18 OIL CLUTCH CAR
SHOVEL LOADER SDK3, SDK4
CROWN; MARK II, CHASER, SOARER, CELICA XX
COROLLA, SPRINTER
CORONA, MARK II, CHASER, CELICA, CARINA
COROLLA
SPRINTER
MARK II, CHASER, CRESTA E-GX50-51-60-61
COROLLA, SPRINTER E-AE70 (COLD AREA)
COROLLA SPRINTER E-K55, 65, 70, STARLET
E-KP61
COROLLA SPRINTER E-TE56-65
CELICA E-MA56, E-MA55 (COLD AREA)
SOARER E-MZ10
CELICA-CHRINA (B) C-RA40
CORSAR-TERCEL E-AL10, 11, 12
TOWN ACE, LIGHT ACE E-TR15G, TM20G
TB15G, J-TR11V, TB11V
CELICA, CARINA, COROLLA, SPRINTER,
CORONA, MARK II



MEGA
Schmidthammer
Elektrokohle GmbH



FT 133

TOYOTA

Starter

Starter

FT 124

CHASER, LIGHT ACE, TOWN ACE
 MARK II, J-TX47V, CRESTA, CORONA, CELICA,
 CAMRY, CARINA, COROLLA, SPRINTER
 (COLD AREA) CORONA, CELICA, CARINA,
 CAMRY
 MARK II, CHASER, COROLLA, SPRINTER
 DELTA WIDE C-TB11G, E-TB15G DELTA WIDE
 CIVIC 1200 (A) SG
 (COLD AREA) ACCORD-ACCORD SALOON E-SM,
 PRELUDE E-SN
 PRELUDE E-SN, ACCORD 1800 E-SM
 (COLD AREA)
 CIVIC 1200-1500 (COLD AREA) A-SG, B-SC; SF
 ACCORD-ACCORD SALOON E-SM,
 PRELUDE E-SN
 CIVIC 1300-1500 E-SL-SS-SR-ST
 PRELUDE E-SN, ACCORD E-SM

FT 134-135

2 - FT 134 28142-20560-71 8 x 20 x 22
 2 - FT 135 28143-20560-71 8 x 20 x 22

FORK LIFT FDT 25 (DIESEL)

FT 127

4 - FT 127 24180-34030 7 x 16 x 15/13,5

FT 128

4 - FT 128is. 28140-77090 8 x 25 x 21,5

FT 129

FT 124

FT 130

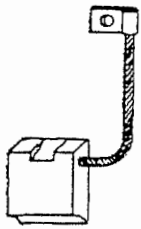
4 - FT 130 28140-15010 6,5 x 10 x 16

FT 133

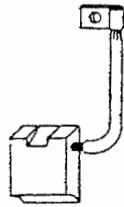
4 - FT 133 28140-54070 8 x 25 x 15

TOYOTA HILUX 12V





FT 209



FT 210



FT 301
FT 308
FT 310



FT 302
FT 309
FT 311



FT 305



FT 313

TOYOTA

Alternator

FT 209-210

1 - FT 209		6,5 x 21,5 x 24,5/22
1 - FT 210		6,5 x 21,5 x 24,5/22

FT 301-302

1 - FT 301	27371-30010	4,7 x 10 x 20/18,5
1 - FT 302	27377-30010	4,7 x 10 x 20/18,5

FT 305

2 - FT 305	27371-31011	5 x 8 x 18
------------	-------------	------------

FT 308-309

1 - FT 308	27371-46030	4,7 x 10 x 20/18,5
1 - FT 309	27377-46030	4,7 x 10 x 20/18,5

FT 310-311

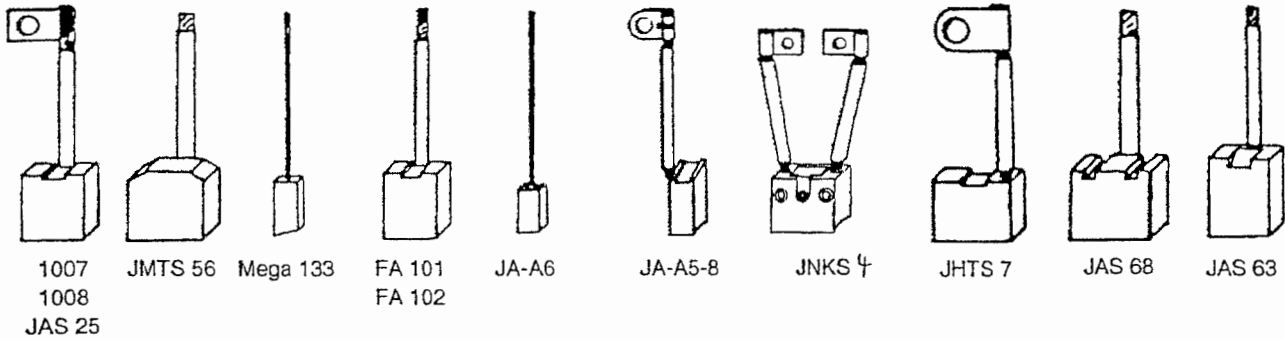
1 - FT 310	27371-77010	4,7 x 10 x 20/18,5
1 - FT 311	27377-77010	4,7 x 10 x 20/18,5

FT 313

2 - FT 313	27371-56070	5 x 8 x 28/27
------------	-------------	---------------

FT 316

FK 315



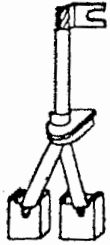
ANDERE

OTHERS

AUTRES

1007	(4)	5 x 12 x 26	JASX 63	
1008	(4)	5 x 10 x 25	4 - JAS 63	7 x 12 x 16
MEGA 133	(2)	7 x 5 x 18/16,5	FF 321	FK 315
FA 101-102			JMTSX 56	12 V
2 - FA 101 iso		7 x 11 x 16	2 - JMTS 56/1 iso	8 x 24 x 17
2 - FA 102		7 x 11 x 16	2 - JMTS 56/2	8 x 24 x 17
JA-AX 6				
2 - JA-A 6		6 x 7 x 16		
JA-AX 5-8				
2 - JA-A 5-8		10 x 5 x 20/18,5		
JNKSX 4				
4 - JNKS 4		10 x 31 x 25		
JHTSX 7				
4 - JHTS 7		6 x 16 x 14		
JASX 25		12V		
4 - JAS 25		7 x 16 x 22		
		also JNDSX 5 JNDSX 3		
JASX 68				
4 - JAS 68		6,5 x 19 x 17,3		





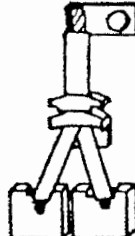
68-8125 MG
68-8128 MG
68-8131 MG



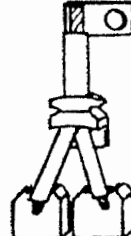
W - 415/43 MG
68-8129 MG
68-8132 MG



68-8315 MG



68-8312 MG
68-8313 MG



68-8311 MG



68-8314 MG

Starter

Starter

HISX-8125MG

12V

- 1 - 68-8125MG
- 2 - W-415/43MG

7 x 11 x 16
7 x 11 x 16

Hitachi 2114-63121
73122
93122

HISX 8128MG

(FN 057/058)

12V

- 1 - 68-8128MG
- 2 - 68-8129MG

4,2 x 13,6 x 16,6
4,2 x 13,6 x 16,6

Hitachi 2114-43125, 63125
Opel Corsa Diesel
ISUZU 8-97123-22-1

HISX-8131MG

12V

- 1 - 68-8131MG
- 2 - 68-8132MG

4,5 x 11 x 16
4,5 x 11 x 16

Hitachi 2114-73123

FJSX 8311MG

12V

- 1 - 68-8311MG
- 2 - 68-8314MG

4,5 x 13 x 17,5
4,5 x 18 x 17,5

Mitsubishi M647C00371, 00671
Mazda

FJSX 8312MG

12V

- 1 - 68-8312MG
- 2 - 68-8315MG

4,5 x 12 x 17,5
4,5 x 12 x 17,5

Mitsubishi MC647C00271, 00272
Mazda, Mitsubishi
Nissan

FJSX 8313MG

12V

- 1 - 68-8313MG
- 68-8315MG

4,5 x 12 x 17,5
4,5 x 12 x 17,5

Mitsubishi MD611731



MEGA

Schmidthammer
Elektroohle GmbH